

Service-Information Motorcycle



BMW of N.A.
Service Department

Group: 31

July 1986

Front Fork

31 015 96
(2222)

For USA Only

Modification to Top Fork Spring Support -- R80 and R80RT

Information: To simplify assembly and insure a reliable seal, the design of the fork spring support has been changed to the same principle used on all K models.

Modification: The upper spring support, which was previously screwed into the fork tube and sealed by Loctite, is now retained by a snap ring and sealed with an "O" ring.

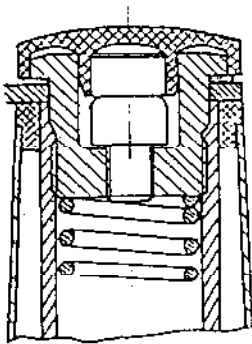


Fig. 1: screwed-in support

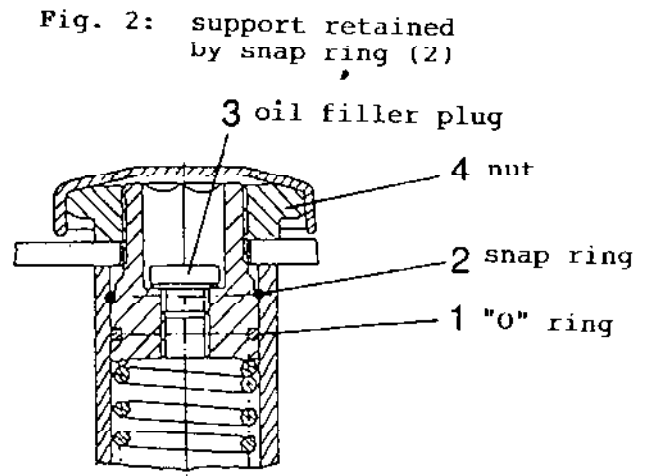


Fig. 2: support retained
by snap ring (2)


- Removal:
- Remove the upper fork bridge.
 - Push downward on the spring support with a screwdriver.
 - Remove the snap ring.
 - The pressure of the fork spring will push out the support.

31 015 86
(2222)

<u>Tightening</u>	Oil filler plug (3):	20 Nm (14.5 ft/lbs.)
<u>Torques:</u>	Nut (4):	107 Nm (77.4 ft/lbs.)

Very truly yours,

BMW OF NORTH AMERICA, INC.



Richard Dampf
National Technical Manager
Motorcycle Group

RD:ch/02-051